

Microflush® Model LF-219®



Ultra Low Flow Toilets



Space Saving Design

The Microflush® Half Gallon Toilet Model LF-219® measures only 19.5" in length, saving as much as 7" of precious space compared to larger bowls. It operates on compressed air so it doesn't have to sit over a holding tank, giving you incredible design flexibility.

Greater Stability

With Microflush® toilets you get up to five times the mounting surface area of other brands, giving you greater stability. They operate with a light touch of your finger, not a heavy foot, reducing stress on mounting bolts.

Extremely Quiet

The Model LF-219® toilet has an extremely quiet 12 second flush cycle to give you and your guests greater privacy.

Full Size Comfort

It has a full-sized round bowl to give you all the comfort of home. Made of high quality vitreous china, the LF-219® has a large water surface area and full rim wash to give you the cleanest bowl possible with each flush.

Modern Styling

The one-piece bowl has smooth clean lines and comes in rich colors to enhance most any decor. It fits flush to the back wall, eliminating cleaning behind the bowl.

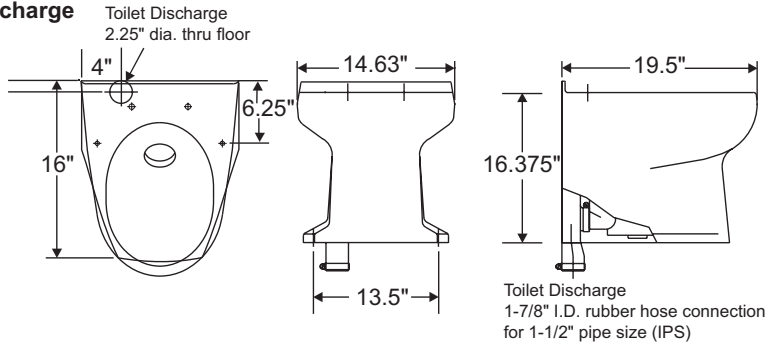
Quality Built In

Microflush® Toilets are the result of over 30 years experience in manufacturing high quality water conservation products. Microphor is the recipient of many quality awards, reflecting our commitment to meeting our customers quality requirements.

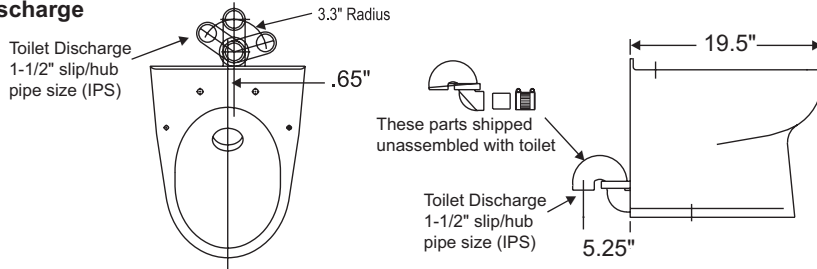
 **Microphor**
A Wabtec company
452 East Hill Road
Willits, CA 95490 USA
Tel: 707.459.5563
Tel: 800.358.8280
Fax: 707.459.6617
www.microphor.com
www.wabtec.com

Microflush® Model LF-219® Specifications

Downward Discharge

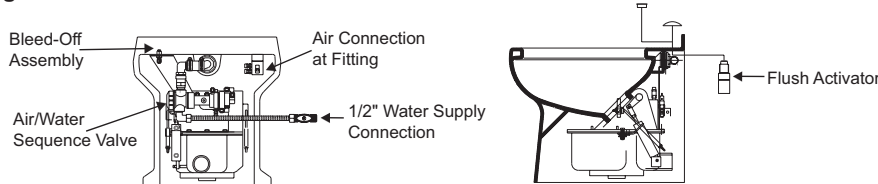


Rear Discharge

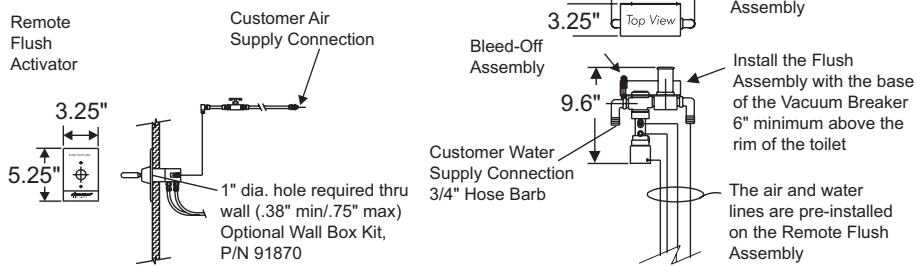


Integral Flush

Integral Check Valve - No Vacuum Breaker - Check Local Code for Approval



Remote Flush Rough-In



The maximum water line distance between the toilet and the Remote Flush Assembly is six (6) feet

File: 219Spec

Specification Data - Each Model LF-219® toilet shall be vitreous china, rear or bottom discharge, floor-mounted, ultra low flow water use type, manufactured by Microphor of Willits, California.

The flushing mechanism shall be an air-operated Air/Water Sequence Valve. The Air/Water Sequence Valve shall regulate the length of the flushing cycle and the amount of water that will be used is not to exceed an average of 1-1/2 quarts (1.4 liters) per flush. Sufficient water shall be left in the bowl to prevent a "dry bowl" condition and provide a minimum water surface area of 12-1/4"x10-1/2" when the toilet is not flushing.

The evacuation hopper shall be fabricated of non-deteriorating injection molded thermo-plastic material. The flapper seal shall be fabricated of nitrile rubber. Integral air lines shall be 1/4" OD extruded seamless tubing of non-hydroscopic Type II nylon resin. Burst rating of air lines shall be 1,000 PSI at 75°F. An air supply system of a size recommended by Microphor shall be installed.

General Information - The Microflush® LF-219® fixture is suitable for replacement of existing fixtures or for use in new construction. The following are general installation requirements.

Air - An air line from a compressed air source must be supplied. An air pressure regulator must be installed at

the air tank to provide a constant pressure 60-65 PSI to the toilet. Sizing of compressors and air lines is shown on the Compressor Sizing Chart (Form #273). An Air Connecting Kit, P/N 93086, is provided and contains fittings, shut-off cock and 75" tubing to connect toilet to main air line with 1/4" MPT fitting. Optional Air Connecting Kits available (see Air System Accessories).

Water - Water is to be supplied to the toilet by a standard 1/2" ID Hose Barb with a minimum of 20 PSI and a maximum of 50 PSI and a constant pressure with a variation of no more than + 3 PSI. Higher water pressure can prevent toilet from flushing. If higher pressures are anticipated, install a pressure reducing valve in the water line. Ideal pressure is 35 PSI. It is suggested that a shut-off valve or stop be installed in the water line between the toilet and the wall or floor.

Toilet Seat - Not provided (See Toilet Accessories). Post holes on 5-5/8centers.

Toilet Mounting - Toilet can be mounted to floor with 1/4" closet screws. Mounting screws, bolts and caps are provided.

Shipping information - New weight: 65 lbs; Shipping weight: 70 lbs.

Warranty - Limited two (2) year on all component parts. Detailed warranty available upon request. Microphor General Terms and Conditions Covering Sales apply.

Changes in Design - Continuing a policy of research and development, Microphor reserves the right of price, product, or design change without notice or obligation.



452 East Hill Road, Willits, CA 95490 USA
 Tel: 707.459.5563 Tel: 800.358.8280 Fax: 707.459.6617
 www.microphor.com www.wabtec.com